

UNIT 4 • SIMILARITY AND CONGRUENCE

G-CO.7

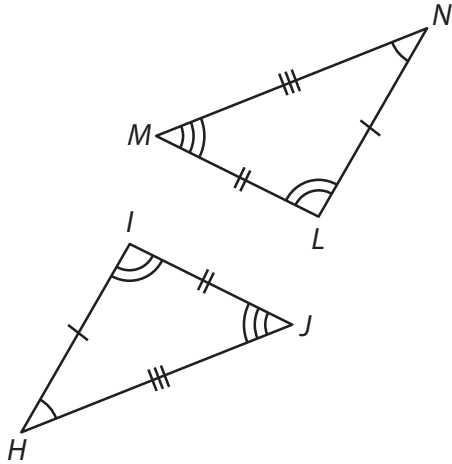
Lesson 4.2: Triangle Congruency

Practice 4.2: Triangle Congruency

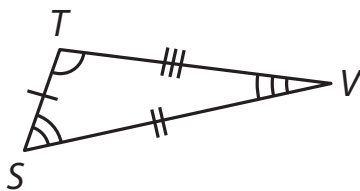
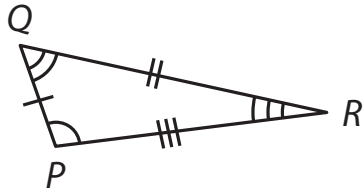
B

Use the diagrams to correctly name each set of congruent triangles according to their corresponding parts.

1.



2.

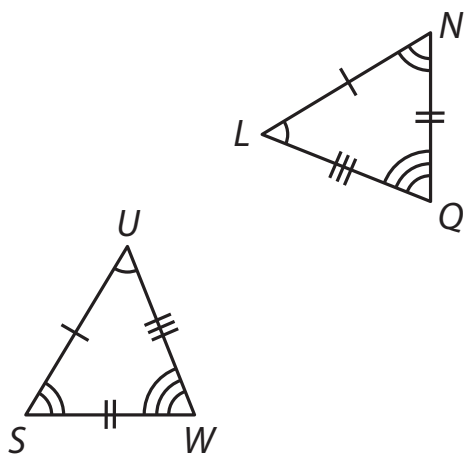
*continued*

UNIT 4 • SIMILARITY AND CONGRUENCE

G-CO.7

Lesson 4.2: Triangle Congruency

3.



Name the corresponding angles and sides for each pair of congruent triangles.

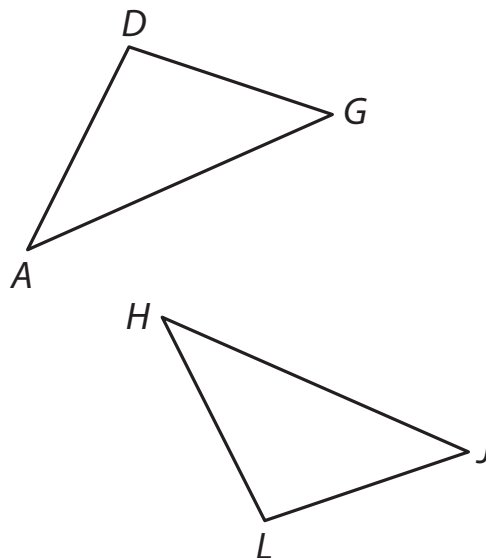
4. $\triangle HIJ \cong \triangle MNP$

5. $\triangle BDE \cong \triangle HJL$

6. $\triangle NPR \cong \triangle TVX$

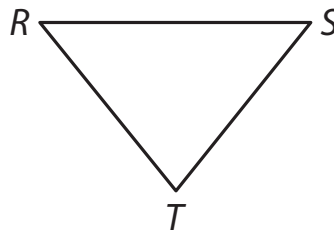
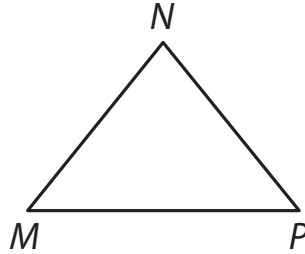
Use either a ruler and a protractor or construction tools to determine if the triangles are congruent. If they are, name the congruent triangles and their corresponding angles and sides.

7. A welder has two pieces of metal to join together. Are the pieces congruent?

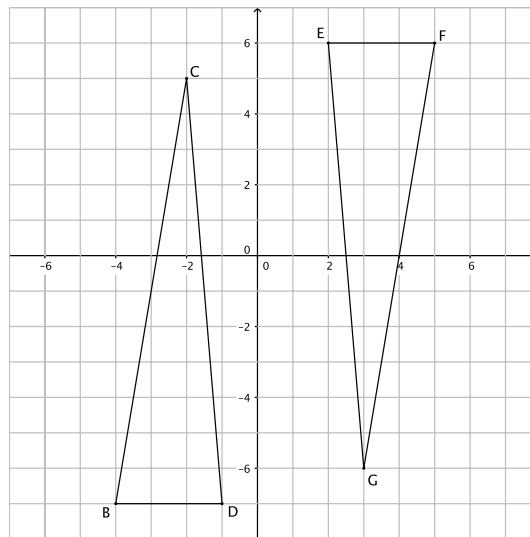
**continued**

UNIT 4 • SIMILARITY AND CONGRUENCE**G-CO.7****Lesson 4.2: Triangle Congruency**

8. The construction of a bridge includes trusses. Two of the trusses are shown below. Are the trusses congruent?



9. Talia is creating a glass mosaic to border her bathroom mirror. She has broken up several pieces of glass, and wants to make sure congruent pieces aren't next to each other. Are the pieces of glass congruent?

**continued**

Name: _____

Date: _____

UNIT 4 • SIMILARITY AND CONGRUENCE

G-CO.7

Lesson 4.2: Triangle Congruency

10. A contractor wants to replace a rotted piece of triangular decking with a piece of wood from a recent job. Is the scrap piece of wood congruent to the wood that needs replacement?

